

# PARCC Update



PTA

March, 2016

# What is PARCC?



- The Partnership for Assessment of Readiness for College and Careers (PARCC) is a consortium of 11 states that developed **PARCC**, the first summative assessment created to align entirely to the Common Core State Standards.
- Illinois implemented new state standards based on the Common Core in 2010 called the **New Illinois Learning Standards**.
- Illinois administered PARCC as the statewide accountability assessment in 2014-2015 to replace the previous statewide assessment, the ISAT.

How did our students perform on the  
14-15 PARCC Assessment?



# PARCC Results

- PARCC results are not comparable with previous state assessments, as the PARCC assessments are asking students to meet a higher standard of learning.
- This is a baseline year for all the PARCC data being provided to participating states, districts and schools.

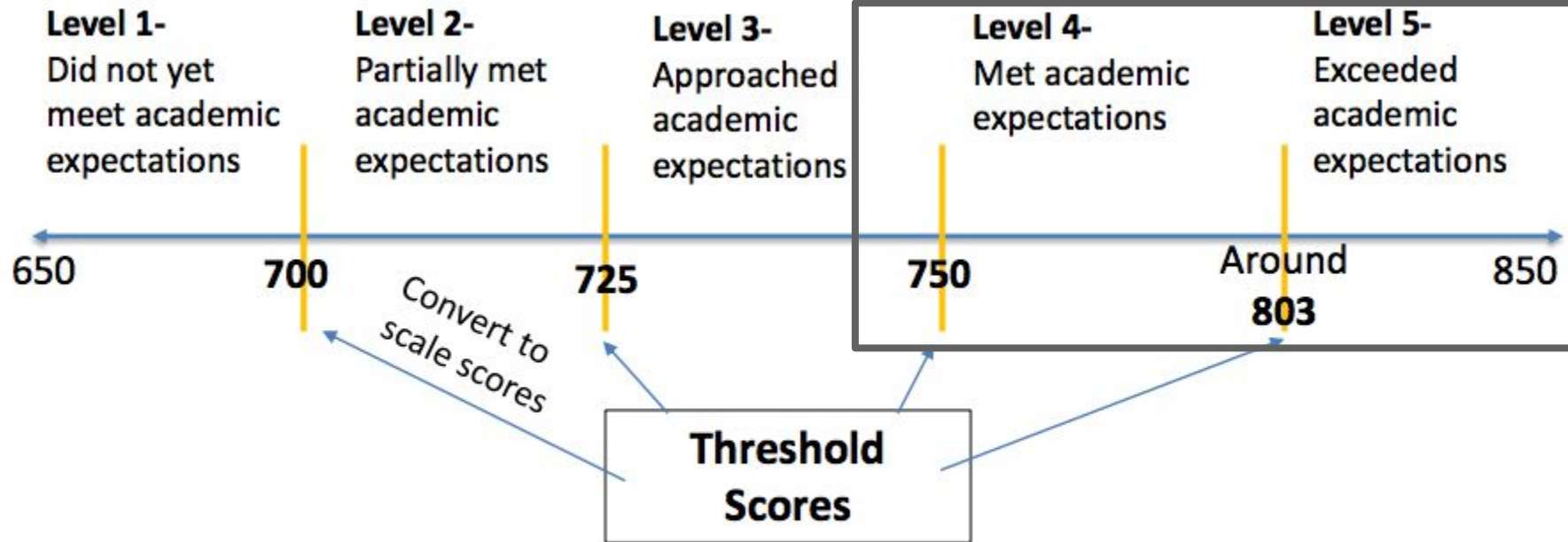


# Summary

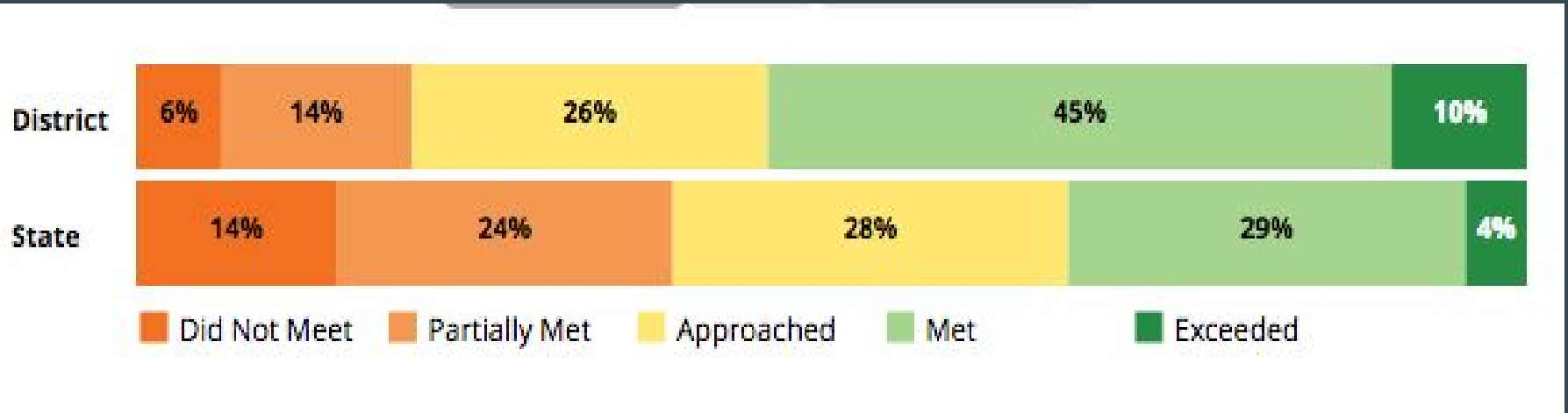


- 98% of District 34 students in grades 3-8 took the two required components of PARCC: a **Performance-Based Assessment (PBA)** and **End of Year Assessment (EOY)** in March and May of 2015.
- 55% of students scores met or exceeded PARCC expectations.
  - 60% ELA meet/exceeds
  - 50% Math meets/exceeds

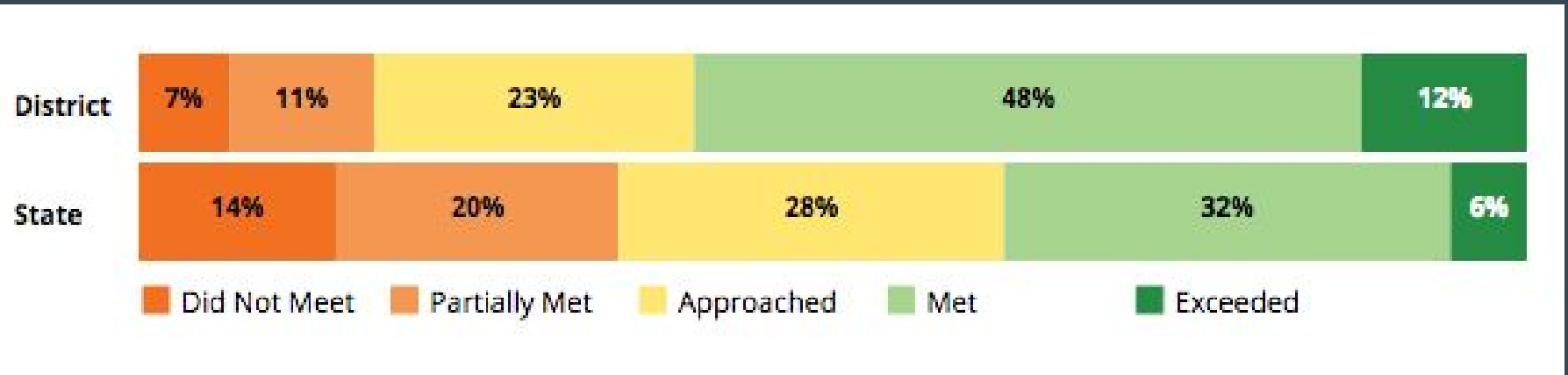
# Performance Levels



# District 34 Composite Scores



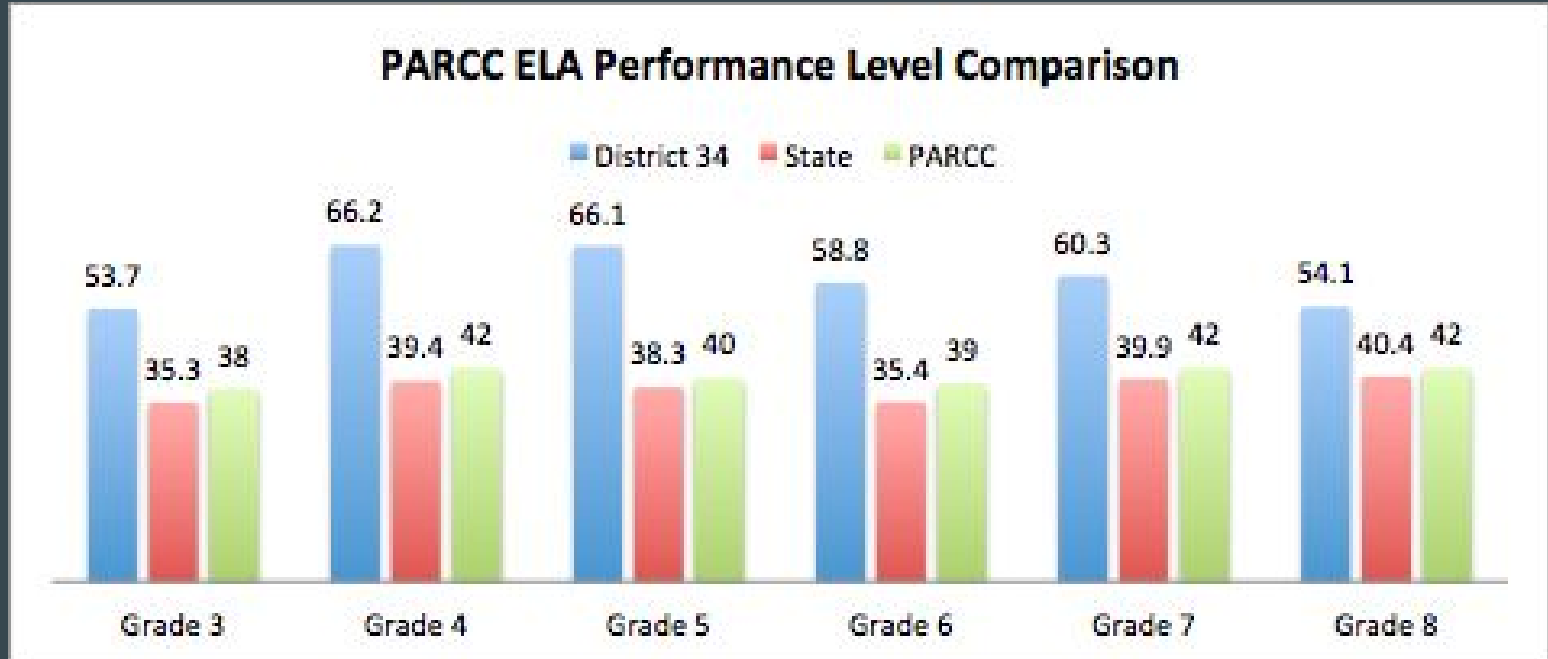
# ELA Scores



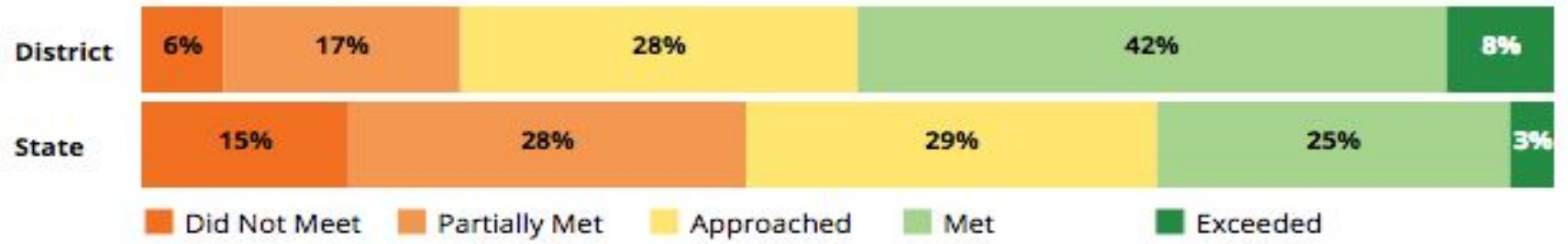


# ELA Scores

The following graph shows the **performance level comparisons** for students in grades 3-8 at the district level (blue), state (red) and national (green) levels. Each bar represents the percentage of students meeting or exceeding state standards based on the new performance levels. This means that students would have achieved a performance level of 4 or 5.

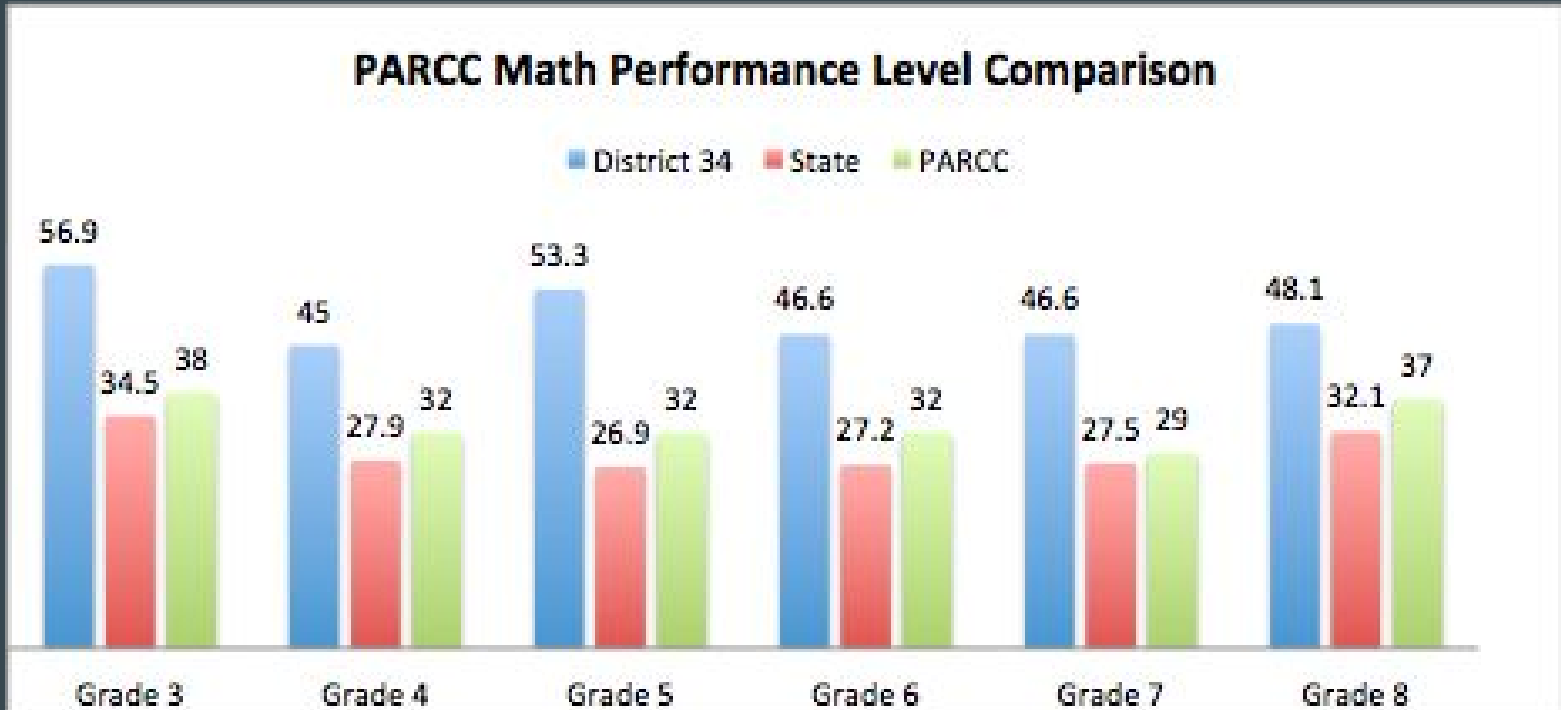


# Math Scores



# Math Scores

The following graph shows the **performance level comparisons** for students in grades 3-8 at the district level (blue), state (red) and national (green) levels. Each bar represents the percentage of students meeting or exceeding state standards based on the new performance levels. This means that students would have achieved a performance level of 4 or 5.



# Powerschool PARCC Score Classroom Teacher View

## PARCC Reading/Writing

School Year	Test Code	Overall Scale Score (Range 650 - 850)	Performance Level	Reading Scale Score (Range 10-90)	Writing Scale Score (10-60)
2014-2015	ELA04	738	3	42	36
Literary Text: Below Informational Text: Below Vocabulary: Meets/Exceeds			Writing Expression: Meets/Exceeds Language Conventions: Meets/Exceeds		

What are the plans for the 15-16  
implementation of PARCC?



# What's new for PARCC 2016?

- **One testing window (April)**

*All testing in buildings completed in one to two weeks*

Grades 3-5	April 11-22
Grades 6-8	April 18-29

- **Testing Time ~90 minutes shorter for all grades**

*Eliminated 60 minutes in math; 30 in ELA*

- **6 or 7 testing sessions compared to last year's 8 sessions (Intermediate- 6 sessions)**

- **Several changes have been made to both the student and test administer interfaces for increased functionality.**



# 2016 Unit Times

## Grade 3:

- 3 ELA Testing Sessions (4.25 hrs)
- 4 Math Testing Sessions (4 hrs)

## Grade 4-5:

- 3 ELA Testing Sessions (4.5 hrs)
- 4 Math Testing Sessions (4 hrs)

## Grade 6-8:

- 3 ELA Testing Sessions (5.15 hrs)
- 3 Math Testing Sessions (4 hrs)



# Student PARCC Preparation

- Daily instruction through the Common Core State Standards
  - *Providing experiences to prepare them for the format*
- Daily instruction delivered through technology
  - *Providing experiences to prepare them for technology skills*





# Resources

- [District 34 PARCC Page](#)  
[PARCC Parent Resources](#)
  - Understand The Score
  - Be a Learning Hero
  - Great Kids Test Guide for Parents
- [PTA State Assessments](#)
- [ISBE PARCC Place](#)